

2024 Humanitarian Response & UN Priorities

Dr. Ramiz Alakbarov
UN Humanitarian and Resident Coordinator

November 2024
Second DPG-HCT HDP Meeting



Humanitarian System Response & Priorities for 2024



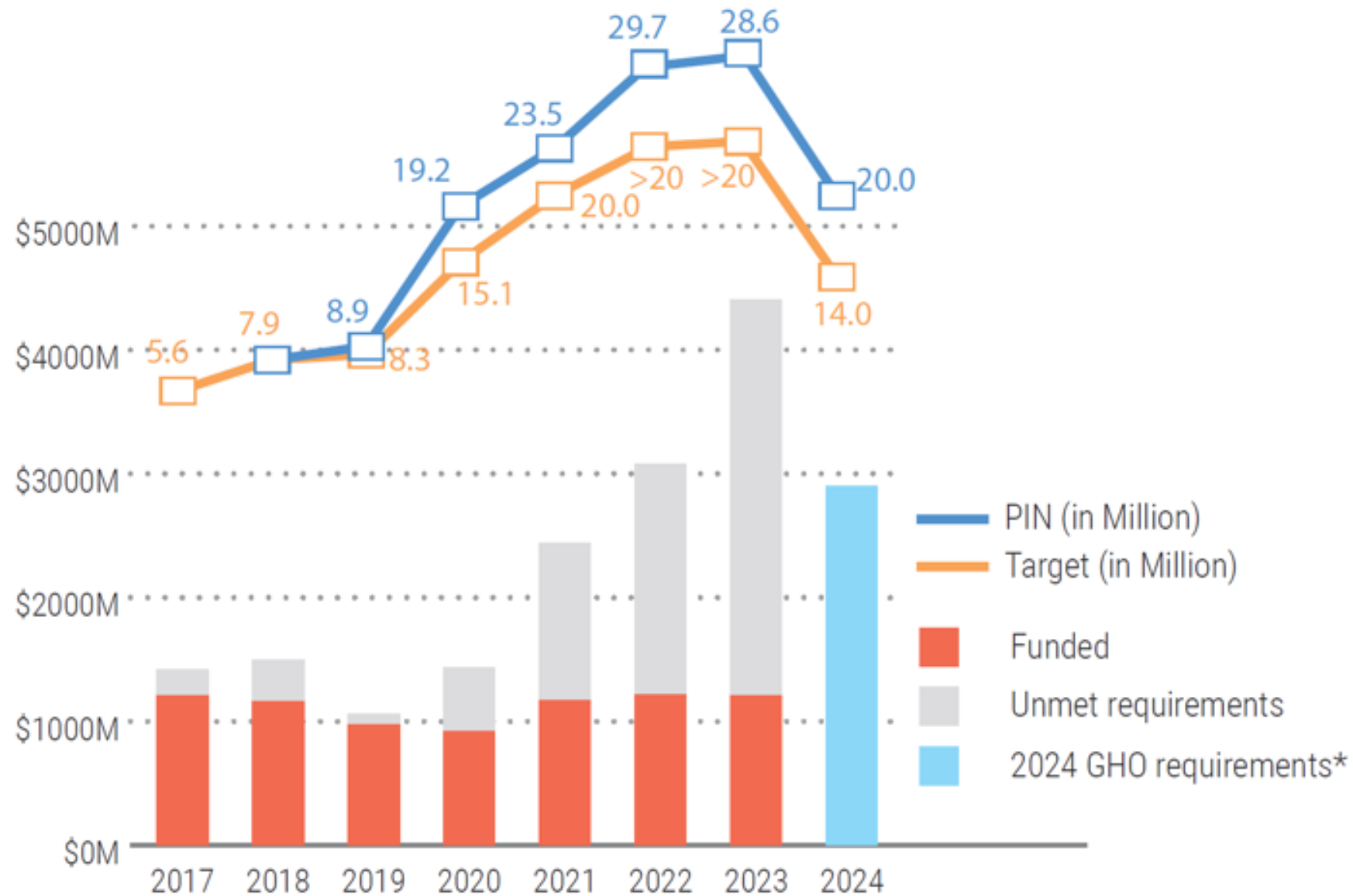
01

**Trends in
Humanitarian Needs
and Targeted
People**



Trends - People in Need, People Targeted, and Financial Requirements for Humanitarian Response

2017 - 2024



2023 HRP Funding

Overall

\$4B

Required

\$1.2B

Received

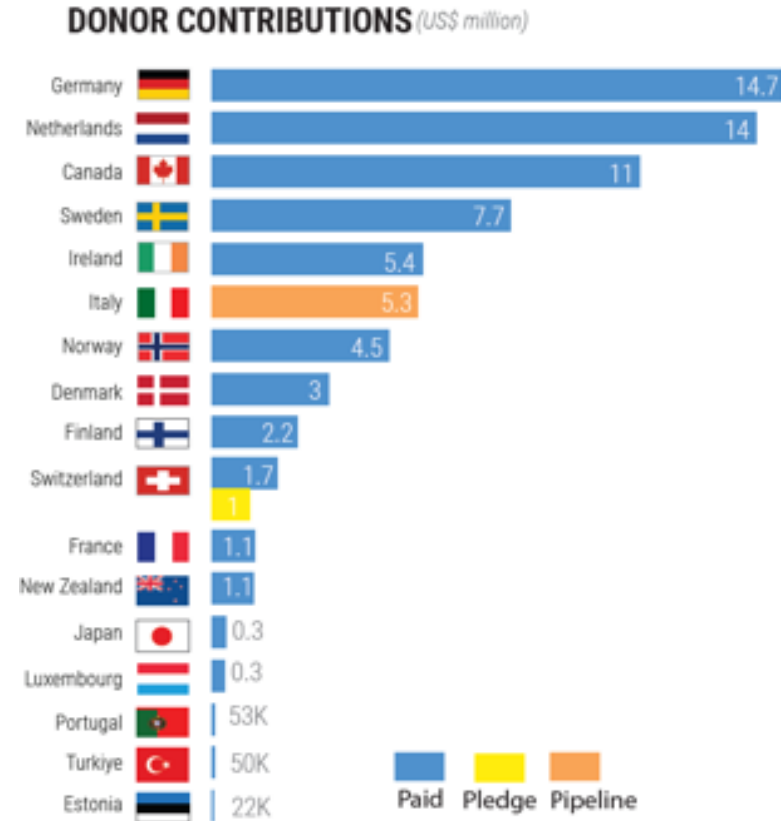
30.2%

Progress

EHF – 2023 Donor Contributions

In 2023:

- 18 donors
- Total contributions **\$73.2M** (as of October)
- New donors: Japan, Turkiye, Portugal and Estonia



EHF Funding Status, Nov 2023

TOTAL INCOME (\$US)



73.7M

Includes carry-over of \$0.5M,
\$5.2M pipeline and \$1M pledge

ALLOCATIONS (\$US)



60 M

\$17M First Reserve Allocation
\$35M First Standard Allocation
\$8M Second Reserve Allocation

UNDER CONSIDERATION(\$US)



9M

Third Reserve Allocation

OPERATIONS COST (\$US)



4.6M

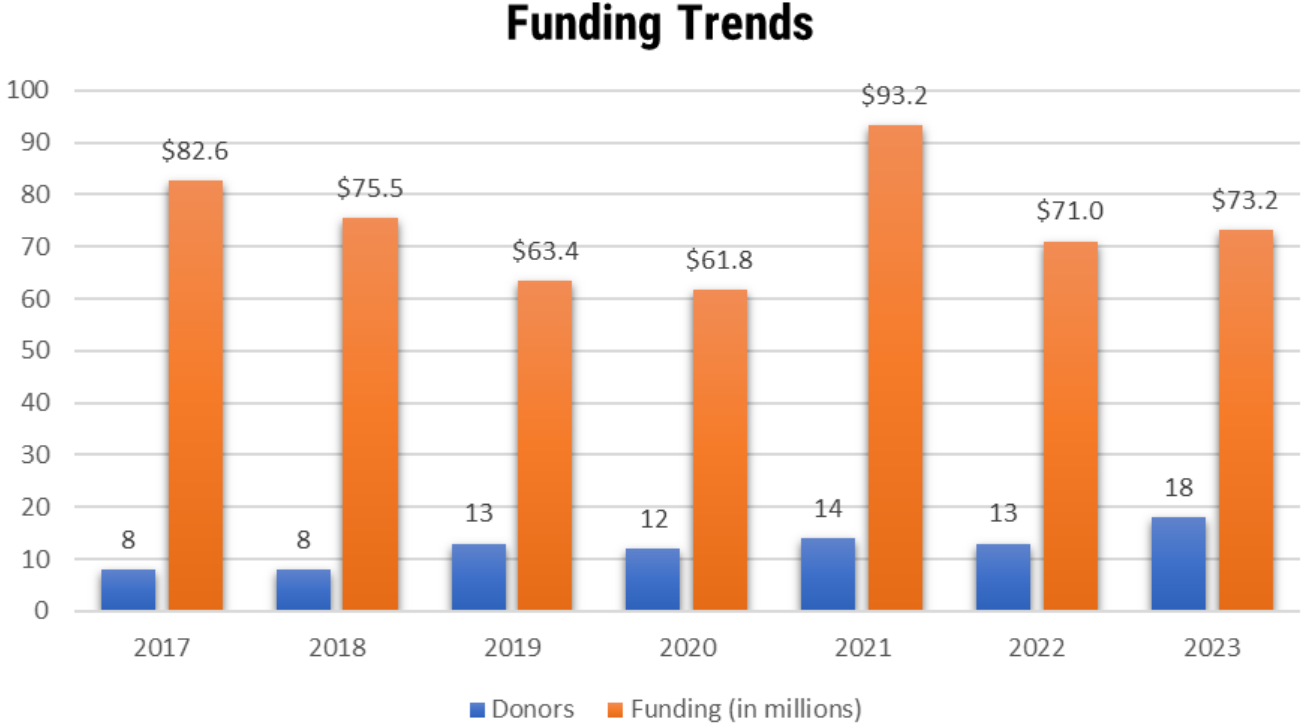
Includes Audit, OCHA PSC (3%)
and Management Cost

BALANCE AVAILABLE (\$US)



0.1 M

EHF Funding Trends



02

**Drivers of
Humanitarian
Needs**



Main drivers of the humanitarian situation

Shock 1

Conflict and Violence

In the last few years, violence has been one of the main drivers of humanitarian needs in Ethiopia.

Shock 2

Natural Hazards

Ethiopia continues to be affected by natural hazards such as droughts and floods.

Shock 3

Disease Outbreaks

Diseases such as cholera, measles, meningitis, malaria and yellow fever are among top diseases in the country affecting the population. Multiple emergencies in the country have led to increased demands for health services.

03

**Resilience and
decreasing
humanitarian
needs**



Humanitarian Partners Operational Presence

190

Total number of implementing organizations*

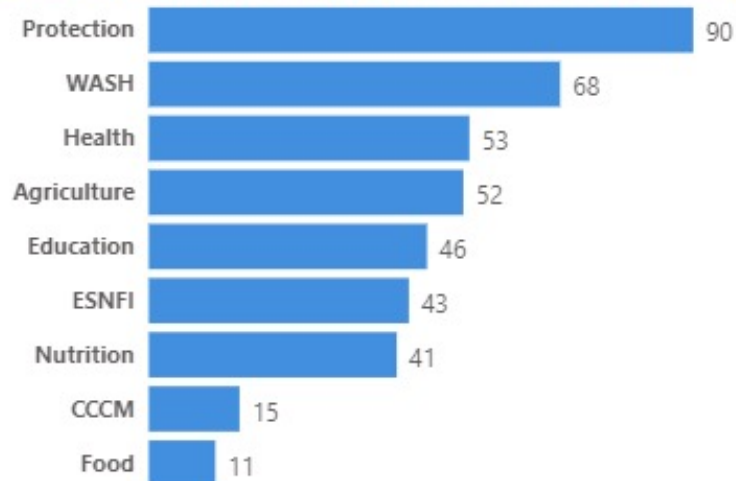
 81
International NGOs

 84
National NGOs

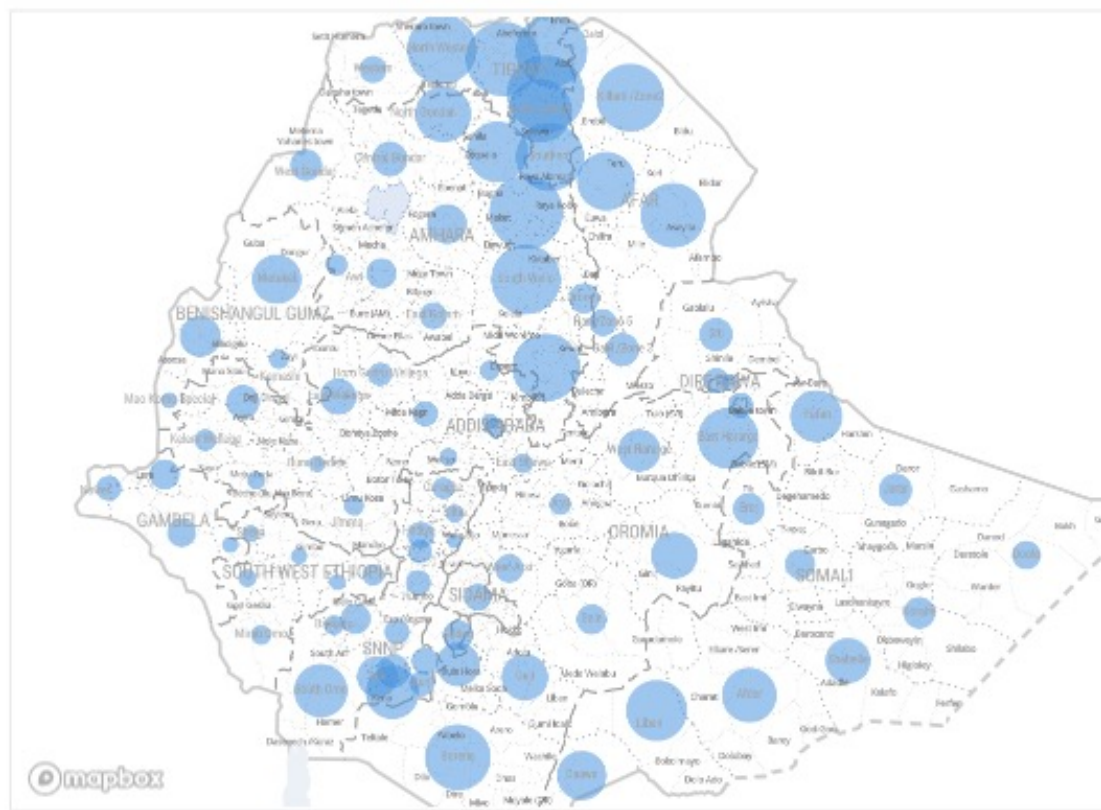
 9
United Nations

 16
Government

No. of implementing organizations per cluster



Number of Implementing organizations by Month (Jan - October 2023)



Priority Areas to Strengthen Resilience and Reduce Humanitarian Needs

Shock 1

Conflict and Violence

- Peacebuilding
- Conflict prevention
- Conflict resolution
- Social cohesion

Shock 2

Natural Hazards

- Early warning and risk reduction
- Climate resilience
- Climate change adaptation (agriculture, water)
- Sustainable livelihoods

Shock 3

Disease Outbreaks

- Health systems strengthening to be able to respond to and prevent disease outbreaks
- Enhance behaviour change communication
- Improved WASH systems

Additional
Areas of
Priority



- Rehabilitation - rebuilding for resilience in affected areas
- Education (post-crisis rehabilitation of schools + resumption of education and support back-to-school campaigns)
- Displacement (support to IDPs, facilitating voluntary and dignified returns)
- Durable solutions for protracted displacement
- Mental Health and Psychosocial Support
- Strengthen Protection and GBV services
- Support livelihoods system to ensure sustainable access to food
- Improved awareness regarding Nutrition

Resilience Activities in the HRP

- The **Strategic Objective 3** in the HRP aims at supporting vulnerable people to start recovering from crisis and natural hazards, through targeted programming to support rebuilding coping capacities and livelihoods and strengthen linkages with development actors.
- It will focus on implementing **Urgent Resilience Activities** aimed at recovery and resilience building of vulnerable populations affected by shocks and crisis, ensuring linkages with development interventions.
- The Funding for the Urgent Resilience Activities will be approx. **USD 400 million**

Selected urgent issues for action

Urgent issues



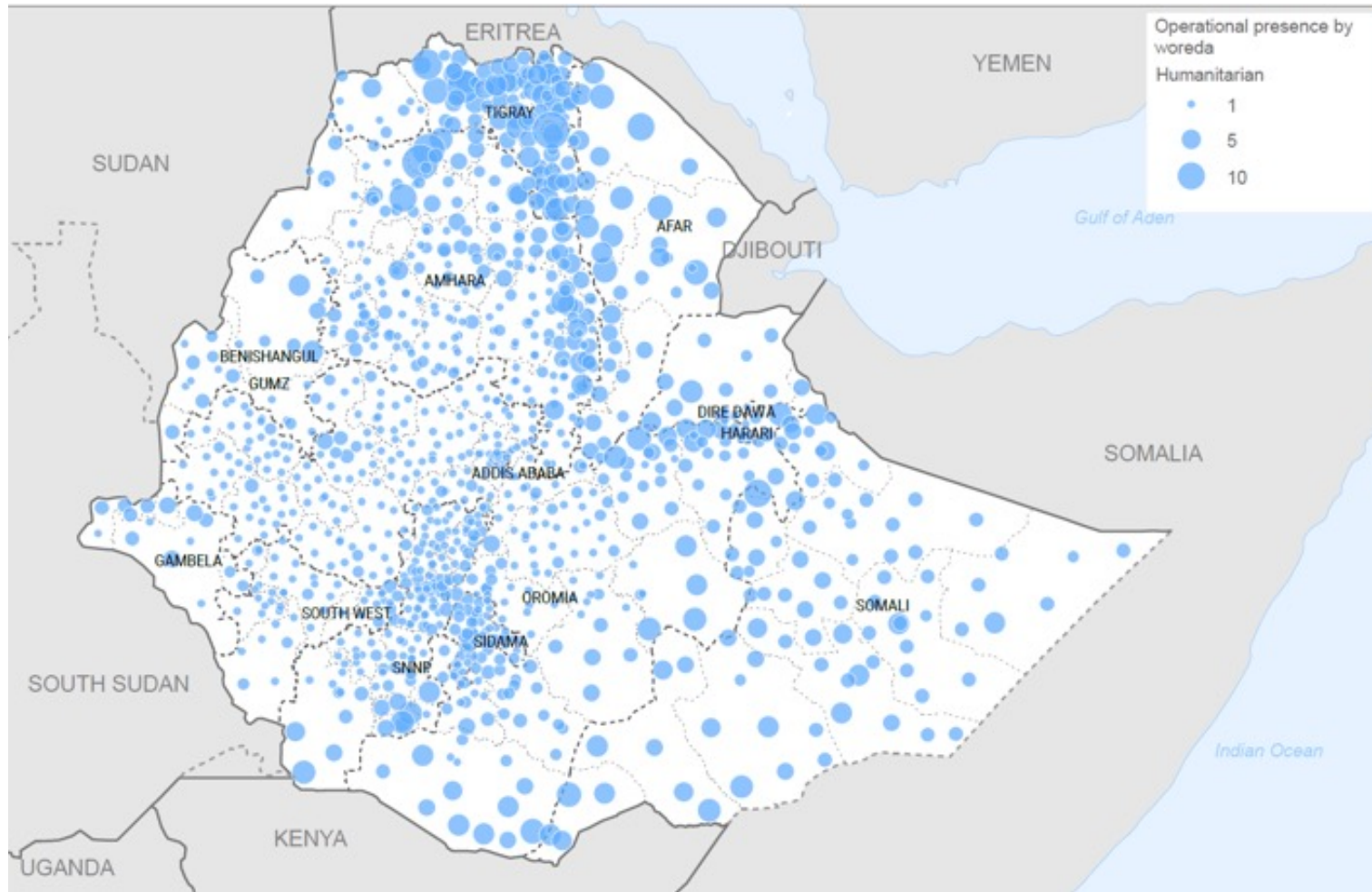
- Respond to the **extended cholera outbreak** and prevent further spread
- **Rehabilitation and reopening of schools** and re-integration of out-of-school children
- Support **IDP Returns**



UN Positioning & Approach

Engagement and way forward on support to HDP approach and resilience

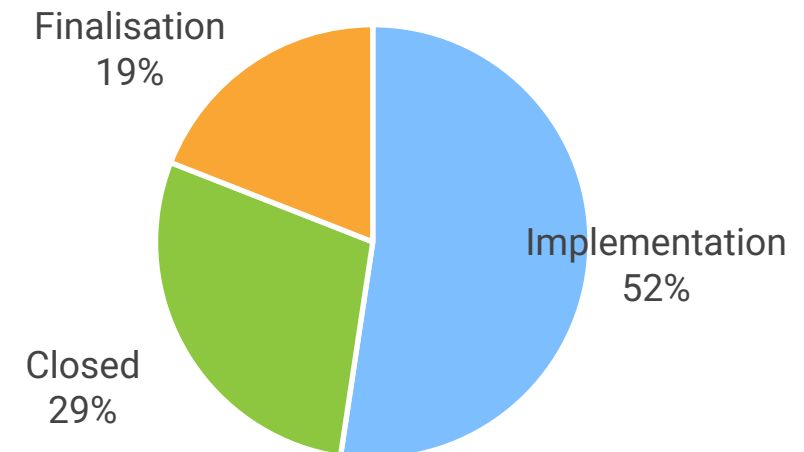
UN Agency Operational Presence – Humanitarian



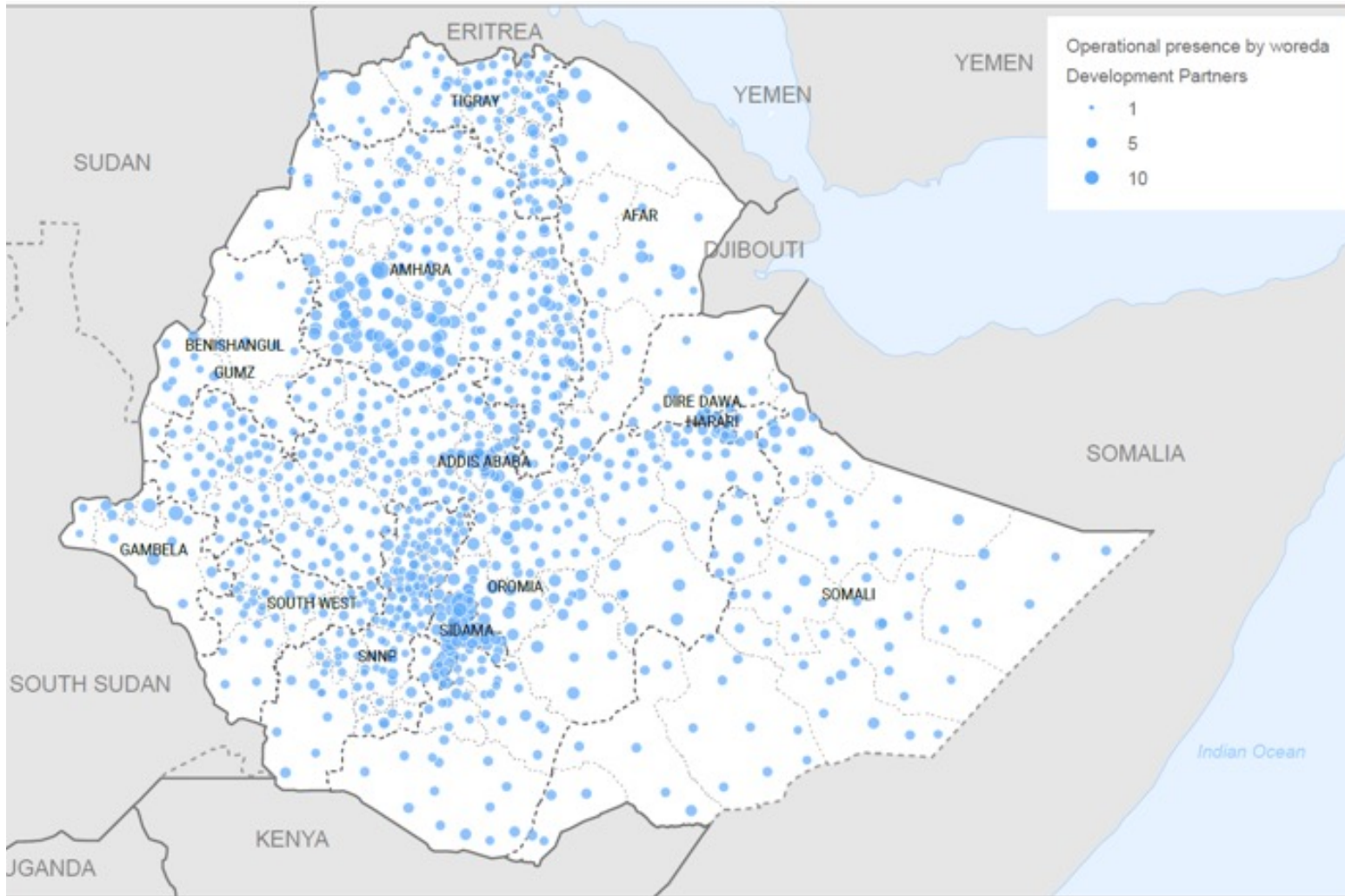
 **10**
Total number of UN Agency


 **92**
Total number of Projects

By Project Status



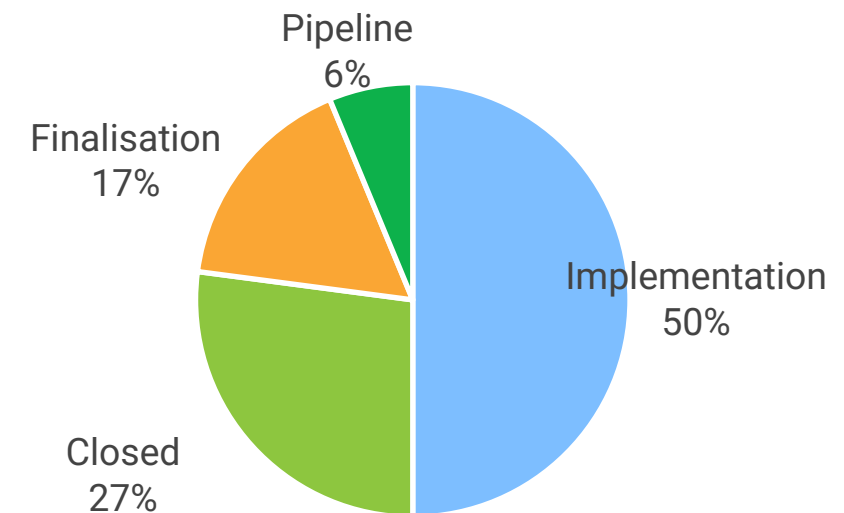
UN Agency Operational Presence – Development



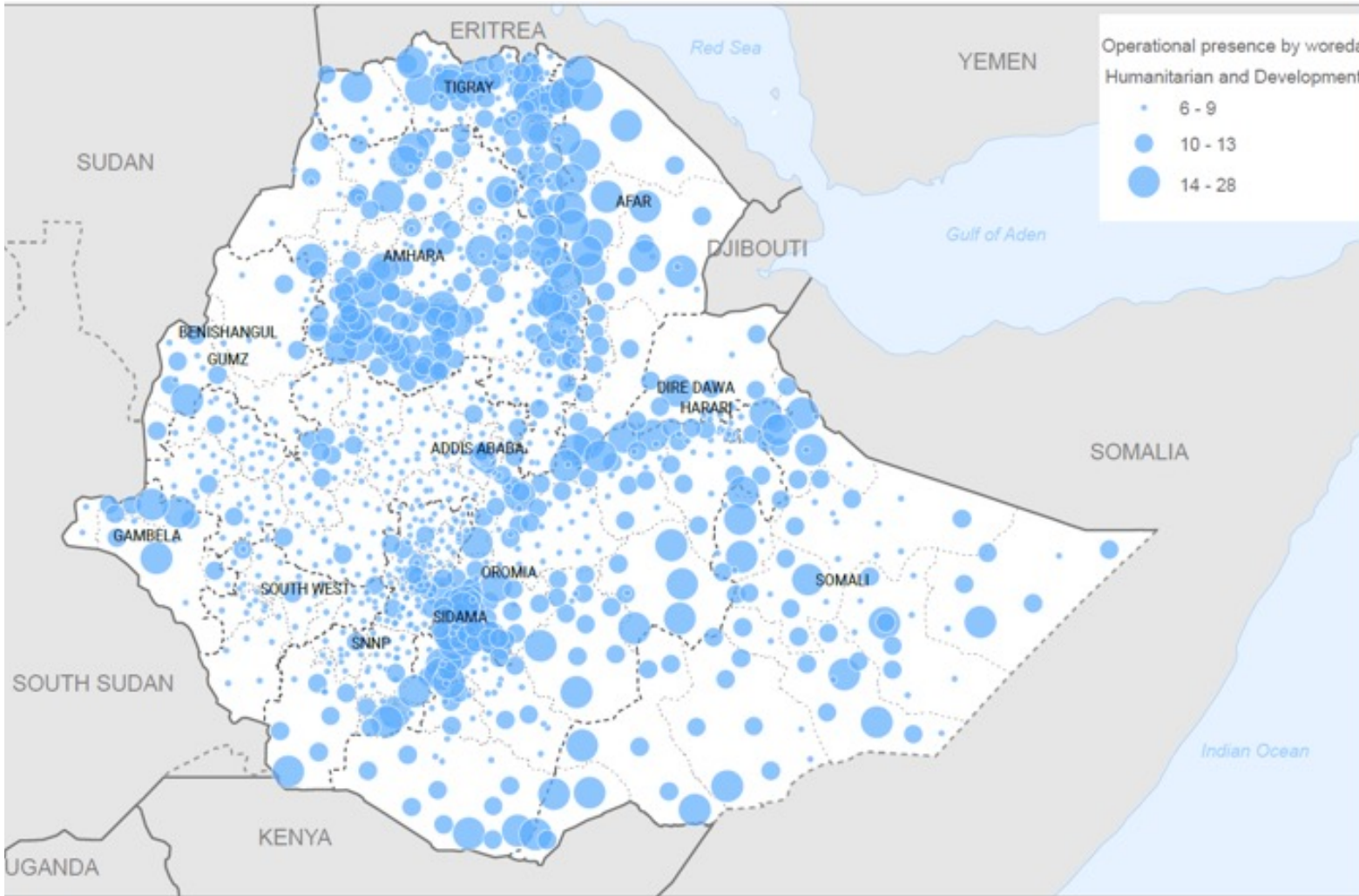
 **26**
Total number of UN Agency


 **264**
Total number of Projects

By Project Status



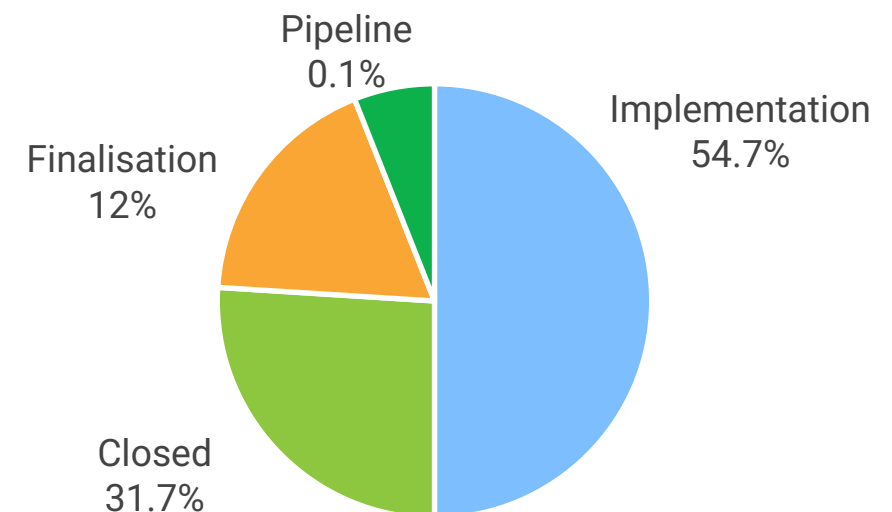
UN Agency Operational Presence - All



 **26**
Total number of UN Agency

 **356**
Total number of Projects

By Project Status



UN HDP -Current Areas of Engagement

- **Key intervention areas under current UNSDCF:** expansion of resilient social services- WASH, health, education; peace, recovery and reconstruction; climate adaptation and DRR/early warning; food and nutrition security and systems and climate-resilient agriculture.
- UN supported development of **Multi-Year Resilience Plan for Somali Region**, the first of its kind, launched in July 2023 which will serve as a template for support to resilience in other regions.
- **UN support to government on Durable Solutions to Displacement** across regions, with a greater focus on pivoting toward development solutions to displacement.
- **UN support to new MoH-led initiative to mainstream HDP** approach to nutrition, as a pilot sector/issue.
- **UN support and engagement in DPG-HCT HDP coordination**, including the HDP Accelerator Group, and sector-cluster engagement (via UN representation in both).

UN HDP – Upcoming Priorities

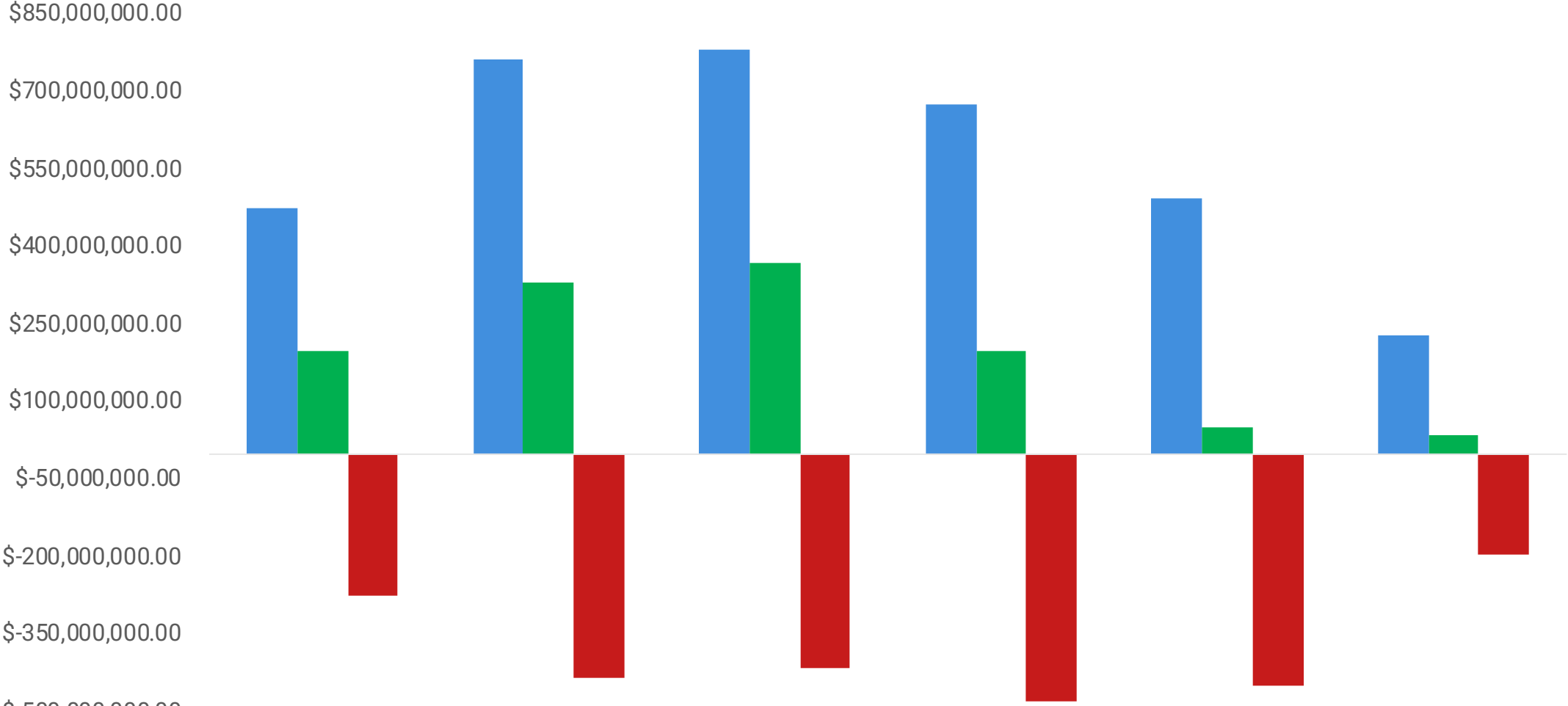
- **Continue to support and work through the DPG-HCT structures**, with government and other actors, to advance and deepen common approach for Ethiopia, including on food and nutrition, social services, durable solutions, peace and climate adaptation.
- **New UNSDCF 2025-2030**: Will be designed in 2024 in consultation with government and partners, major focus on integrating HDP approach and supporting resilience – working with partners to pivot UN action toward transformative development and reduction of humanitarian needs and vulnerabilities.
- **UN Regional Support Plans and Coordination Platforms**: Rolling out process to enhance coordinated support at regional level. Focus on resilience, transformative development and HDP actor alignment and collaboration in all regions. (Phase I: Afar [Dec 2023], Somali, Oromia & Tigray in early 2024; followed by other regions in Phase II-III in 2024).

Opportunity to start broader HDP actor dialogue and coordination at regional level. (Ex. Afar)



UN Financing Trends

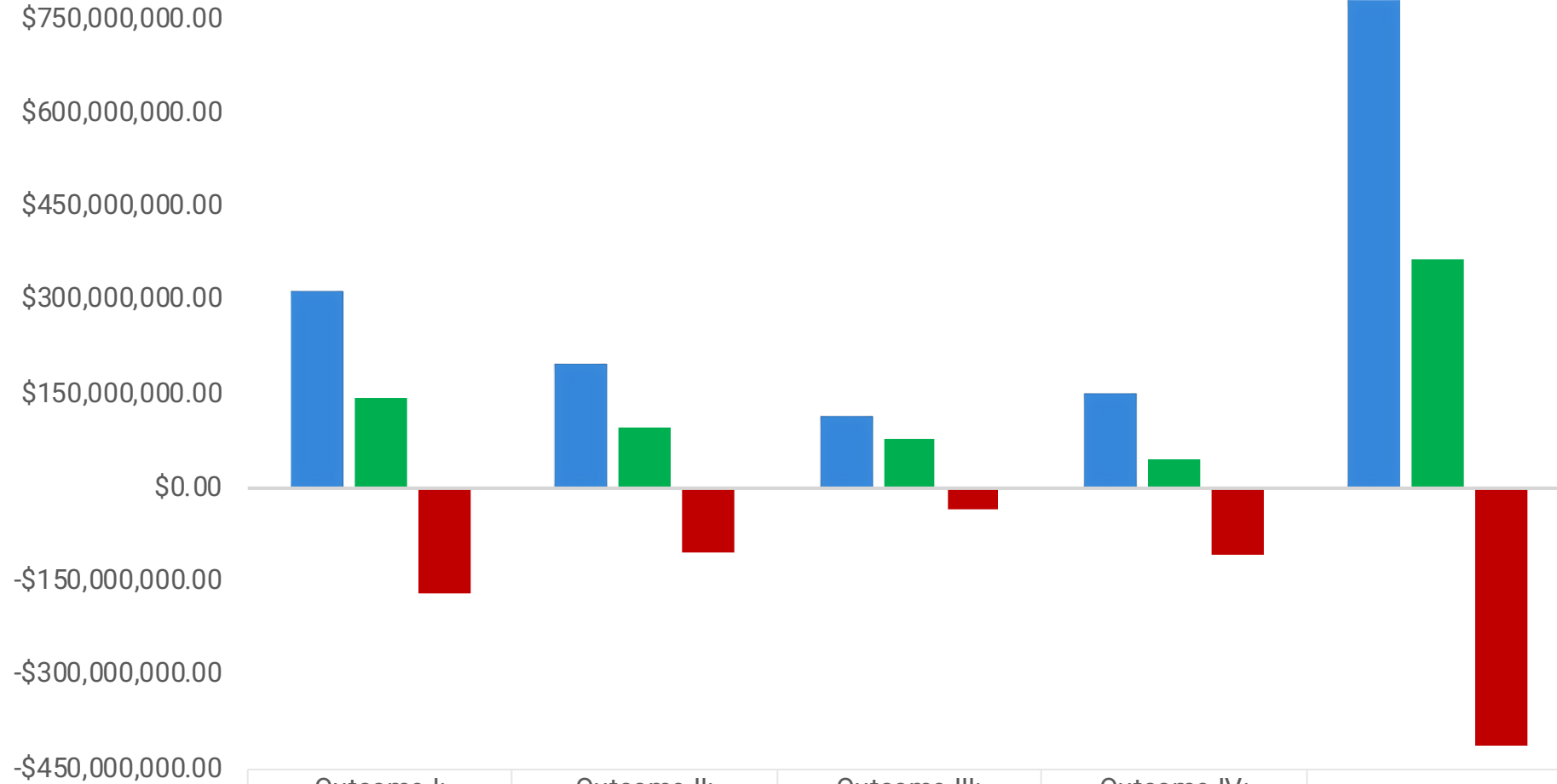
UNSDCF FINANCIAL OVERVIEW 2020-2025



	2020	2021	2022	2023	2024	2025
Planned Budget	\$474,498,599.98	\$762,417,634.54	\$780,866,367.62	\$677,508,389.00	\$496,406,605.99	\$228,469,560.28
Available Budget	\$200,234,273.16	\$331,299,603.30	\$367,964,311.39	\$198,758,858.00	\$50,049,462.97	\$35,850,262.32
Funding Gap	\$-274,264,326.82	\$-431,118,031.24	\$-412,902,056.23	\$-478,749,531.00	\$-446,357,143.02	\$-192,619,297.96

UNSDCF FINANCIAL OVERVIEW - 2022

■ Planned Budget
 ■ Available Budget
 ■ Funding Gap



Outcome I: All people in Ethiopia enjoy the rights and capabilities to realize their potential in equality and with dignity.

Outcome II: All people in Ethiopia live in a cohesive, just, inclusive and democratic society.

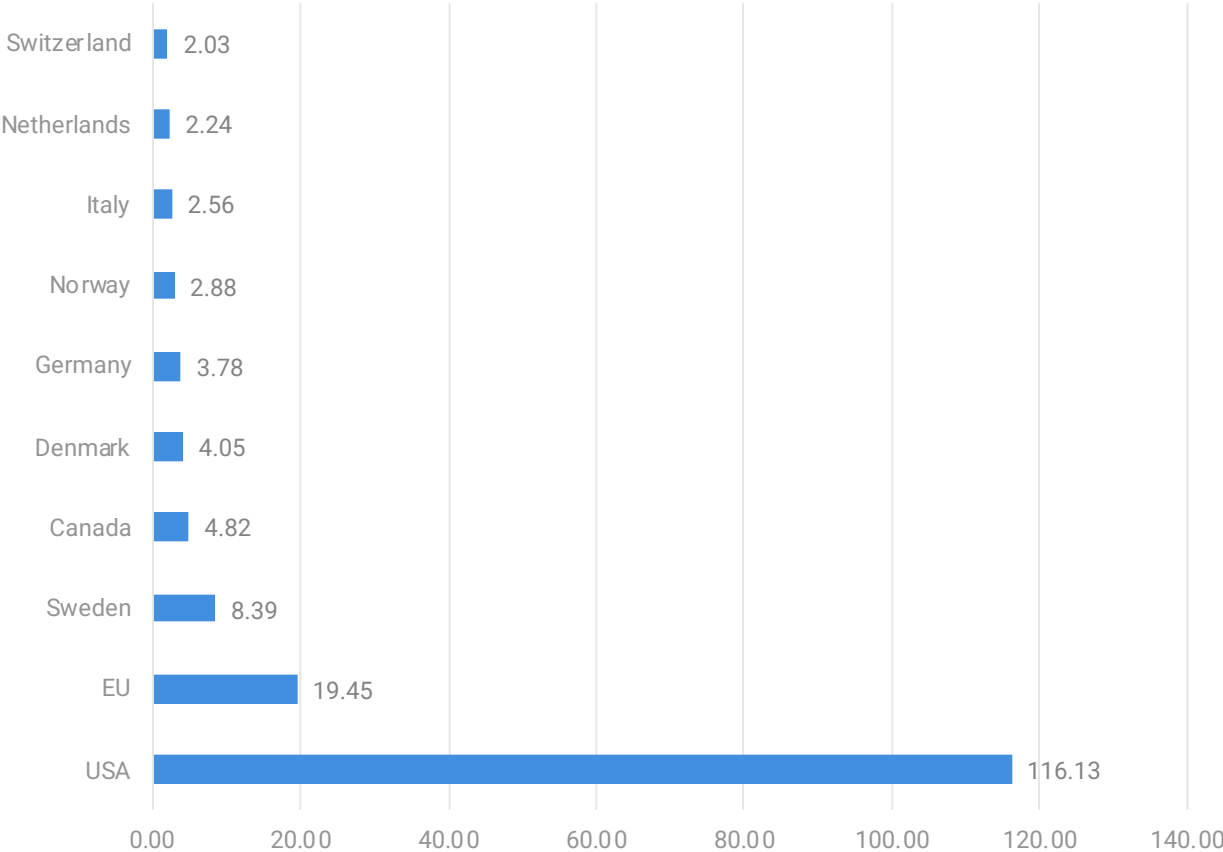
Outcome III: All people in Ethiopia benefit from an inclusive, resilient and sustainable economy.

Outcome IV: All people in Ethiopia live in a society resilient to environmental risks and adapted to climate change.

	Outcome I: People	Outcome II: Peace	Outcome III: Prosperity	Outcome IV: Planet	Total
■ Planned Budget	\$314,778,922.10	\$199,022,778.64	\$114,236,107.33	\$152,828,559.55	\$780,866,367.62
■ Available Budget	\$144,990,580.07	\$97,587,830.60	\$80,755,885.08	\$44,630,015.64	\$367,964,311.39
■ Funding Gap	-\$169,788,342.03	-\$101,434,948.04	-\$33,480,222.25	-\$108,198,543.91	-\$412,902,056.23

UNSDCF Development Funding Sources, FY 2022

Top 10 Donor Sources, excluding Humanitarian and UN core funding and Trust Funds* (US\$ millions)



Name of UN Agency (Top 10)	Approved Planned Budget (US\$ millions)	Cumulative Available Budget
UNICEF	\$71.38	\$102.07
UNHCR	\$177.41	\$81.99
FAO	\$40.35	\$40.35
IFAD	\$131.88	\$37.61
UNDP	\$25.99	\$20.58
UNFPA	\$16.29	\$16.19
IOM	\$15.90	\$15.90
WFP	\$225.74	\$10.49
UNIDO	\$8.32	\$8.56
UN Women	\$21.24	\$6.43

Key challenges and opportunities

- **Lack of common fund to** support HDP coherence and scaled-up resilience-building – One UN fund does not exist; resilience window under EHF is possible –but no indication of contributions.
- Importance of **complementary regional approach**, including in resource allocation between humanitarian and development actors. Working more closely with government at national & regional levels.
- Improve use of **information and data** from the humanitarian system to support targeted and accelerated action on “high impact” and “quick wins.”
- Improve coordination and **alignment with and among development actors and IFIs** to better leverage development investments for greater collective impact.

Thank you!

